

TELESYS INFO-INFRA (I) LIMITED
NO. 5, Damodaran Street Kellys, Kilpauk Chennai Chennai-600010
Balance Sheet as on 31.03.2021

Particulars	Note No	31.03.2021 (Rs.)	31.03.2020 (Rs.)
I. ASSETS			
(1) Non Current assets			
(a) Property, Plant & Equipment	1	1,95,094	1,74,010
(b) Capital Work in Progress			
(c) Investment Property			
(d) Financial Assets			
i) Investment			
ii) Trade Receivables			
iii) Loans	2	14,10,99,877	20,83,55,411
iv) other Financial assets			
(e) Defferred Tax Assets		29,337	34,209
		14,13,24,308	20,85,63,630
(2) Current Assests			
(a) Inventories		11,35,680	
(b) Financial Assets			
i) Trade Receivable	3	14,88,42,756	
ii) Cash and Cash equivalents bank Balance	4	7,54,79,893	1,01,38,403
iii) Loans			
iv) other Financial assets			
(c) Other current Assets	5	1,85,23,151	99,11,164
(d) Assets held for sale			
		24,39,81,480	2,00,49,567
Total Assets		38,53,05,788	22,86,13,197
EQUITY AND LIABILITIES			
(1) Equity			
(a) Share Capital	6	10,00,99,000	10,00,99,000
(b) Other Equity			
i) Retained earnings	7	(8,76,12,007)	(10,20,55,765)
ii) other reserves	8	16,72,03,000	16,72,03,000
iii) other comprehensive income			
		17,96,89,993	16,52,46,235
Liabilities			
(2) Non- Current Liabilites			
(a) Financial Liabilities			
(i) Borrowings	9	28,00,304	5,86,52,379
(b) Provision			
(c) Defferred Tax Liabilities (net)			
(d) Other Non Current liabilites			
		28,00,304	5,86,52,379
(3) Current Liabilites			
(a) Finacial Liabilites			
(i) Borrowings	10	19,28,76,000	
(ii) Trade Payables			
(iii) other Finacial liabilites			
(b) Provisions	11	77,97,982	23,68,363
(c) other current liabilites	12	21,41,509	23,46,220
		20,28,15,491	47,14,583
Total Equity and Liabilities		38,53,05,788	22,86,13,197

For and on behalf of the Board



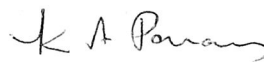
Chandran Ganesan
Director



J. Rajendhiran
Director

Place : Chennai
Date : 25.06.2021

As per our report of even date attached
For Parthasarathy, Sankaran & Associates LLP
Chartered Accountants



K A Parthasarathy
Partner
Membership No. 09870



TELESYS INFO-INFRA (I) LIMITED
NO. 5, Damodaran Street Kellys, Kilpauk Chennai Chennai- 600010
Profit and Loss account statement for the Year ended 31.03.2021

	Particulars	Note No.	Figures As At	
			31.03.2021	31.03.2020
			Rs	Rs
I	Revenue from Operations	15	13,86,91,631	25,61,646
II	Other income	16	2,15,24,541	2,59,48,692
III	Total Revenue (I + II)		16,02,16,172	2,85,10,338
IV	Expenses:			
	Cost of Software Purchased		-	-
	Cost of Materials Consumed	17	11,92,44,694	-
	Changes in Inventories of Finished Goods		-	-
	Work-in-Progress and Stock-in-Trade		-	-
	Employee Benefits Expense	18	54,81,396	60,23,379
	Finance costs	19	378	436
	Depreciation and Amortization Expense		53,212	59,782
	Other expenses	20	1,55,58,242	2,06,79,185
	Total Expenses		14,03,37,921	2,67,62,782
V	Profit before exceptional & extraordinary items & tax (III-IV)		1,98,78,250	17,47,556
VI	Exceptional Items		-	-
VII	Profit before extraordinary items and tax (V-VI)		1,98,78,250	17,47,556
VIII	Extraordinary Items		-	-
IX	Profit before tax (VII- VIII)		1,98,78,250	17,47,556
X	Tax expense:			
	(1) Current tax		54,29,619	8,13,443
	(2) Deferred tax		4,872	(3,58,066)
XI	Profit (Loss) for the period from continuing operations (IX-X)		1,44,43,759	12,92,179
XII	Profit/(loss) from discontinuing operations		-	-
XIII	Tax expense of discontinuing operations		-	-
XIV	Profit/(loss) from Discontinuing operations (after tax) (XII-XIII)		-	-
XV	Profit (Loss) for the period (XI + XIV)		1,44,43,759	12,92,179
XVI	Earnings per equity share:			
	Profit after Tax		1,00,09,900	1,00,09,900
	No. of Shares		1,00,09,900	1,00,09,900
	Earnings per Share - Basic & Diluted		1.44	0.13

For and on behalf of the Board



Chandran Ganesan
Director



J. Rajendhiran
Director

Place : Chennai
Date : 25.06.2021

As per our report of even date attached
For Parthasarathy, Sankaran & Associates LLP
Chartered Accountants




K A Parthasarathy
Partner
Membership No. 09870




TELESYS INFO-INFRA (I) LIMITED
NO. 5, Damodaran Street Kellys, Kilpauk Chennai Chennai- 600010
Cash Flow statement for the Year ended 31.03.2021

PARTICULARS	31.03.2021	31.03.2020
A: CASH FLOW FROM OPERATING ACTIVITIES:		
Net Profit/Loss After Tax And Extra Ordinary Items	1,44,48,631	9,34,113
Adjustment for:		
-Depreciation	53,212	59,782
-Miscellaneous expenses written off	-	-
- Loss on sale of Fixed Assets & Shares	-	13,81,722
Profit on Sale of Shares	-	-
Goodwill Written off	-	-
Provision for dimution in the value of investments	-	-
Operation Profit before Working Capital Changes	1,45,01,843	23,75,617
Adjustment for:		
-Trade Receivables & Other Assets	(8,15,87,222)	2,52,68,689
-Inventories	(11,35,680)	-
- Other Payables	52,24,908	30,52,444
Net Cash From Operating Activities	(7,74,97,993)	2,83,21,133
B: CASH FLOW FROM INVESTING ACTIVITIES:		
- Purchase of Fixed Assets	(74,296)	(1,17,922)
-Sale of Fixed Assets	-	-
Loans & Advances (Assets)	(86,11,988)	(6,65,040)
Long term loans and advances	19,28,76,000	(35,00,000)
Net Cash used in Investing Activites	18,41,89,716	(42,82,962)
C: CASH FLOW FROM FINANCING ACTIVITIES:		
-Proceed From Issue Of Share Application Money	-	-
Decrease in Unsecured Loan	(5,58,52,076)	(2,03,00,002)
- Fees paid for Increase In Authorised Captial	-	-
- Excess Provision of Income Tax Credited Back	-	-
Net Cash From Financing Activies	(5,58,52,076)	(2,03,00,002)
D: NET INCREASE IN CASH AND CASH EQUIVALENTS	6,53,41,490	61,13,786
E.Cash & Cash equivalents at the beginning of the year	1,01,38,403	40,24,617
F.Cash and Cash Equivalents at the end of the year	7,54,79,893	1,01,38,403

Place : Chennai
Date : 25.06.2021


J.Rajendhiran
Director


Chandran Ganesan
Director



TELESYS INFO-INFRA (I) LIMITED
 NO. 5, Damodaran Street Kellys, Kilpauk Chennai Chennai- 600010
 Notes to accounts forming part of financial statements as at 31.03.2021

PARTICULARS	Figures As At			
	31.03.2021 Rs	31.03.2020 Rs		
Note 6 Share Capital				
(a) Authorised 2,50,00,000 Equity Shares of Rs. 10/- each	25,00,00,000	25,00,00,000		
(b) Issued, Subscribed & Paid up 1,00,09,900 (1,00,09,900) Equity Shares of Rs 10/- each	10,00,99,000	10,00,99,000		
(c) Share Application Money Pending Allotment (Preference Share)				
	10,00,99,000	10,00,99,000		
(d) Par Value per Share (Rs.)	10/-	10/-		
(e) Reconciliation of the No. of Equity Shares outstanding at the beginning and at the end of the year Add: No of Shares allotted during the year Less: Shares Bought Back At the end of the year	1,00,09,900 - -	1,00,09,900 - -		
	1,00,09,900	1,00,09,900		
(f) Details of Shareholders holding more than 5% Shares in the Company as on Balance Sheet date				
Name of the Shareholder	No of Shares	% as at	No of Shares	% as at
NIL	NIL	NIL	NIL	NIL


Retained Earning

Particulars	As at 31.03.2021 (Rs.)	As at 31.03.2020 (Rs.)
Surplus		
Opening balance	(10,20,55,765)	(10,33,47,944)
(+) Net Profit/(Net Loss) For the current year	1,44,43,759	12,92,179
(+) Transfer from Reserves		
(-) Proposed Dividends		
(-) Interim Dividends		
(-) Transfer to Reserves		
(-) Depreciation Adjustment		
Closing Balance	(8,76,12,007)	(10,20,55,765)

Other Reserves

Particulars	As at 31.03.2021 (Rs.)	As at 31.03.2020 (Rs.)
Capital Reserve		
Add: Additions/ Transfer from P&L	13,22,53,500	13,22,53,500
Less: Deductions	-	-
Closing Balance	13,22,53,500	13,22,53,500
Share Premium		
Add: Additions/ Transfer from P&L	3,49,49,500	3,49,49,500
Less: Deductions		
Closing Balance	3,49,49,500	3,49,49,500
	16,72,03,000	16,72,03,000

Particulars	As at 31.03.2021 (Rs.)	As at 31.03.2020 (Rs.)
Note 9 Other Long-Term Liabilities		
(a) Outstanding Liabilities for Expenses	24,942	24,942
(b) Trade Advances 15L	27,75,362	5,86,27,437
	28,00,304	5,86,52,379



TELESYS INFO-INFRA (I) LIMITED
NO. 5, Damodaran Street Kellys, Kilpauk Chennai Chennai- 600010
Notes to accounts forming part of financial statements as at 31.03.2021

	Particulars	As at 31.03.2021	As at 31.03.2020
		(Rs.)	(Rs.)
10	Short-Term Borrowings		
	Loans & Advances from Various parties	19,28,76,000	-
		19,28,76,000	-

11 Short Term Provisions

	Particulars	As at 31.03.2021	As at 31.03.2020
		(Rs.)	(Rs.)
	(b) Income Tax	77,97,982	23,68,363
	Total	77,97,982	23,68,363

12 Other Current Liabilities

	Particulars	As at 31.03.2021	As at 31.03.2020
		(Rs.)	(Rs.)
	Creditor for Expenses		22,31,170
	Audit fees Payable	1,43,050	1,15,050
	Duties and Taxes	19,04,212	-
	TCS Payable	94,247	-
	Total	21,41,509	23,46,220

	Particulars	As at 31.03.2021	As at 31.03.2020
		(Rs.)	(Rs.)
2	Long-Term Loans and Advances		
	Unsecured & considered good		
	Loans to various parties	14,10,99,877	20,83,55,411
		14,10,99,877	20,83,55,411
3	Trade Receivables	14,88,42,756	-
		14,88,42,756	-
4	Cash and Cash Equivalents		
	(a) Balances with Banks	7,46,57,790	1,00,37,754
	(b) Cash on hand	8,22,103	1,00,649
		7,54,79,893	1,01,38,403
5	Other Current Assets (Specify nature):		
	GST Receivable	-	21,688
	Vending machine deposit	58,53,822	3,500
	Tax deducted at source	1,06,69,329	98,85,976
	Advance tax paid	20,00,000	-
		1,85,23,151	99,11,164

For and on behalf of the Board



Chandran Ganesan
Director



J. Rajendhiran
Director

Place : Chennai
Date : 25.06.2021

As per our report of even date attached
For Parthasarathy, Sankaran & Associates
Chartered Accountants



K A Parthasarathy
Partner
Membership No. 09870



TELESYS INFO-INFRA (I) LIMITED		
NO. 5, Damodaran Street Kellys, Kilpauk Chennai Chennai- 600010		
Notes to accounts forming part of Profit and Loss account for the year ended 31.03.2021		
PARTICULARS	Figures As At	
	31.03.2021 Rs	31.03.2020 Rs
Note 15		
Revenue from Operation		
Sale of Goods	13,86,91,631	25,61,646
	13,86,91,631	25,61,646
Note 16		
Other Income		
Interest Income	1,57,01,347	2,59,48,692
Bad Debts Recovered	53,51,039	
Interest on IT Refund	91,090	
Interest on Fixed Deposit	3,81,065	
	2,15,24,541	2,59,48,692
Note 17		
Purchase of Stock-in-Trade		
Purchases of Sugar	11,92,46,373	
Add: Direct Expenses (Packaging Charges)	11,34,000	
Less: Closing Stock	11,35,680	
	11,92,44,694	
Note 18		
Employee Benefits Expenses		
(i) Salaries and Wages	50,92,478	58,14,423
(ii) Staff Welfare	3,88,918	2,08,956
	54,81,396	60,23,379
Note 19		
Finance Cost		
Bank Charges	378	436
	378	436
Note 20		
Other Expenses		
Payments to the auditor as		
Statutory Auditor	59,000	59,000
Business Promotion Exp	-	13,38,289
Commission Paid	14,83,000	28,20,000
Consultancy Charges	90,000	16,000
Electricity	56,625	8,361
Legal Fees	-	55,000
AGM Expenses	72,087	-
Miscellaneous Expenses	5,26,350	4,44,554
Postage & Courier	13,002	33,492
Printing & Stationary	31,108	55,547
Rent	2,34,000	3,65,500
Repairs & Maintenance Building	3,28,899	4,04,721
Donation	91,297	35,200
Roc Fees	2,500	30,700
Telephone Charges	19,037	80,965
Travelling & Conveyance	1,31,310	12,01,424
Bad Debts	1,04,00,000	1,13,51,037
Advertisement Expense	94,719	63,027
Transport & Freight Expense	8,45,241	1,287
Professional fee	78,780	2,69,900
Interest paid	410	-
BSE relisting fee	5,66,400	6,63,459
CDSL Fee	94,105	-
NSDL Fee	6,180	-
Office expenses	2,96,093	-
Website Maintenance	38,100	-
Loss on sale of Fixed Assets	-	13,81,772
	1,55,58,242	2,06,79,185

For and on behalf of the Board




Chandran Ganesan
Director



J. Rajendhiran
Director

Place : Chennai
Date : 25.06.2021

As per our report of even date attached
For Parthasarathy, Sankaran & Associates LLP
Chartered Accountants



K A Parthasarathy
Partner
Membership No. 09870

